


SLE

RELAY



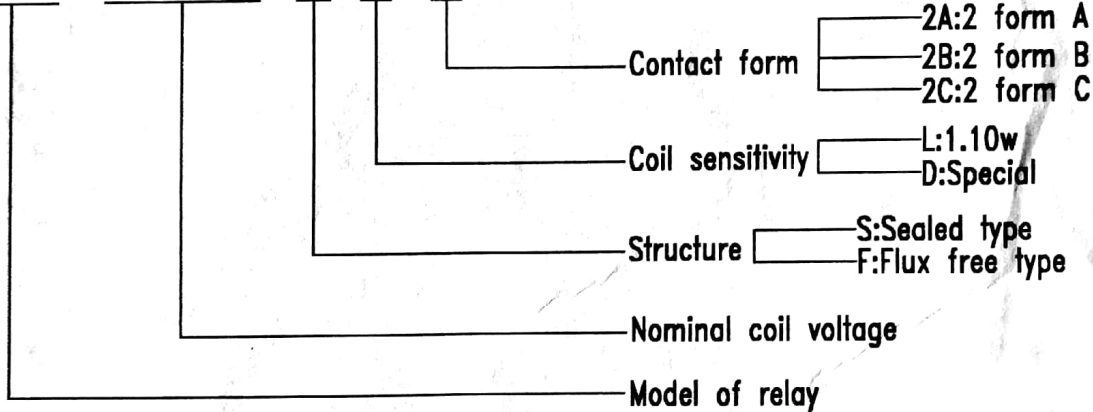
MAIN FEATURES

- 1.Contact rating up to 15A 14VDC at 85°C.
- 2.Available open type or flux free type and washable type.
- 3.PC board terminal.
- 4.2 form A,B,C in one cover (SPDTX2) type.
- 5.Applications: Car alarm system, Automatic door locking, Wiper motor reversing, Automatic car windows control, etc.



ORDER INFORMATION

SLE-12VDC-S L-2C

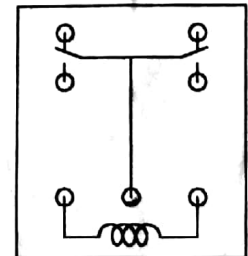
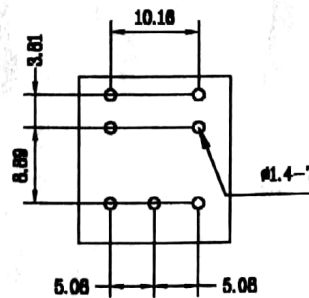

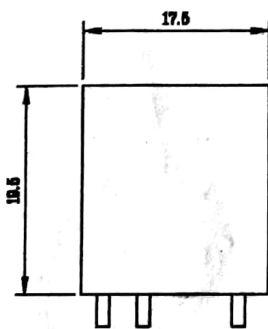


NOTE: Contact rating 1:15A/14VDC 2:15A/125VAC

○ OUTLINE DIMENSIONS [Unit:mm]

○ PCB LAYOUT [Unit:mm]

○ WIRING DIAGRAM



NINGBO SONGLE RELAY CO.,LTD.

TEL:(86)574-2721938 2721948 2721958 E-mail:zhushl@mail.nbptt.zj.cn

FAX:(86)574-2721978

Http://www.songle.com



由 扫描全能王 扫描创建

COIL SPECIFICATION[at 25°C]

SLE RELAY 

Nominal Voltage (VDC)	Coil resistance (ohm)±10%	Pull-in Voltage (VDC)	Drop-out Voltage (VDC)	Max-Allow Able Voltage (VDC)
	abt 1.10w	% of nominal voltage(VDC)		
5	22	70% Max	10% Min	110%
6	33			
9	74			
12	130			
18	300			
24	520			

CONTACT RATING

Contact Form	DPDT
Contact Capacity	15A/14VDC
Resistive Load(cosφ=1)	15A/14VDC
Inductive Load(cosφ=0.4) L/R=7msec	
Contact Material	AgSnO

PERFORMANCE[at initial value]

Contact Resistance	100 mhom Max
Operate Time	10msec.Max
Release Time	10msec.Max
Dielectric Strength Between coil & contact Between contacts	1000VAC 50/60Hz(1min) 500VAC 50/60Hz(1min)
Insulation Resistance	100M ohm Min(500VDC)
Max. ON/OFF Switching Mechanically Electrically	300 ops/min 30 ops/min
Operating Ambient temp	-40 to 85°C
Operating Humidity	45 to 85% RH
Vibration Resistance	10 to 56Hz Double Amp.1.5mm
Shock Resistance	10G
Life Expectancy Mechanically Electrically	1,000,000 ops. Min(no load) 100,000 ops. Min(at rated coil volt.)
Weight	abt.12gra

